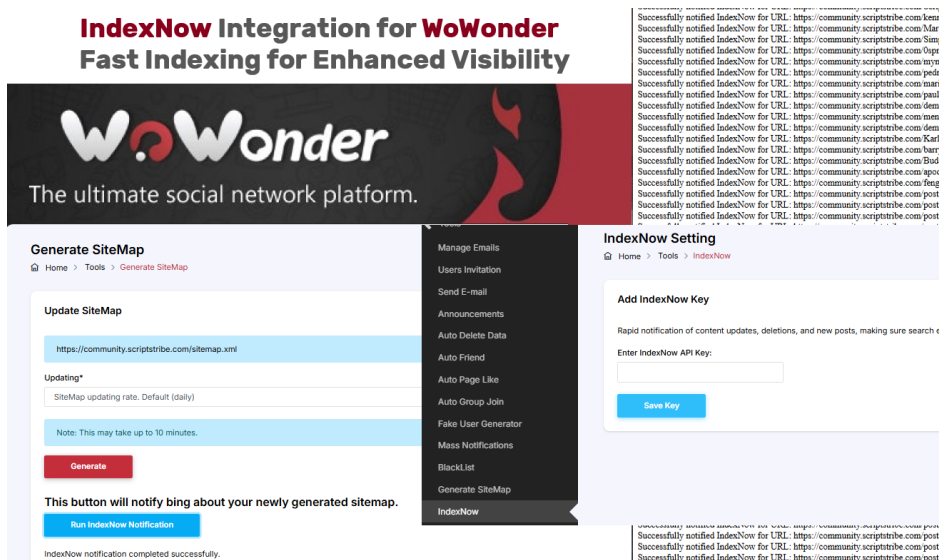


IndexNow Addon Installation for WoWonder

In this tutorial, we'll walk you through the complete installation process—from setting up the necessary database table to configuring the addon in your admin panel. Designed for ease of use, this guide ensures you'll have the addon up and running quickly, even if you're new to managing WoWonder plugins or server configurations. Let's get started on optimizing your site's visibility with IndexNow!

- [How to install IndexNow Addon for Wowonder](#)

How to install IndexNow Addon for Wowonder



Welcome to the installation guide for the **IndexNow Integration Addon** for WoWonder. This powerful addon enhances your site's SEO by allowing faster and more efficient indexing of your content on major search engines like Bing and Yandex. With this addon, every new post, update, or page change on your WoWonder site can be instantly communicated to search engines, helping to keep your site fresh in search results.

In this tutorial, we'll walk you through the complete installation process—from setting up the necessary database table to configuring

the addon in your admin panel. Designed for ease of use, this guide ensures you'll have the addon up and running quickly, even if you're new to managing WoWonder plugins or server configurations. Let's get started on optimizing your site's visibility with IndexNow!

This tutorial can be found online with better appearance at [The tutorial page](#)

Consider joining the support forum to ask and give help to wowonder users at <https://community.scriptstribе.com/forum/>

Step 1: Upload the files

Download the zip folder and upload it to your root folder according to the file instructure.

your admin-panel/pages/generate-sitemap will be overwritten to add the button.

Step 2: Run database install

Visit yoursite.com/install-indexnow.php to install the table needed to hold your key.

Step 3: Edit files to show pages in admin-panel

Open admin-panel/autoload.php

```
//IndexNow Start
'indexnow',
'save_indexnow_key',
//IndexNow End

148     'cronjob_settings',
149     'system_status',
150     "upload-to-storage",
151     "ai-settings",|
152     //IndexNow Start
153     'indexnow',
154     'save_indexnow_key',
155     //IndexNow End
156
157
158     "manage-content-monetization",
159 );
160 $wo['mod_pages'] = array('dashboard', 'post-settings', 'manage-sticl
    'manage-pages', 'manage-groups', 'manage-posts', 'manage-articles',
    'manage-movies' 'manage-games' 'add-new-game' 'manage-user-ads'
```

on the same file look for

```
<li>
<div>
<a <?php echo ($page == 'generate-sitemap') ? 'class="active"' : ''; ?> href="<?php echo
Wo_LoadAdminLinkSettings('generate-sitemap'); ?>" data-ajax="?path=generate-sitemap">Generate
SiteMap</a>
</li>
```

and after that add

```

<li><a <?php echo ($page == 'indexnow') ? 'class="active"' : ''; ?> href="<?php echo
Wo_LoadAdminLinkSettings('indexnow'); ?>" data-ajax="?path=indexnow">IndexNow</a></li>

    <?php } ?>

    <?php if ($is_admin || ($is_moderoter && $wo['user']['permission']['manage-invitation-keys']
== 1)) { ?>

        <li>

```

Should look as in this picture

```

1421         </li>
1422         <?php } ?>
1423         <?php if ($is_admin || ($is_moderoter && $wo['user']['permission']['generate-sitemap'] == 1)) { ?>
1424
1425             <li>
1426
1427                 <a <?php echo ($page == 'generate-sitemap') ? 'class="active"' : ''; ?> href="<?php echo
Wo_LoadAdminLinkSettings('generate-sitemap'); ?>" data-ajax="?path=generate-sitemap">Generate SiteMap</a>
1428             </li>
1429             <li><a <?php echo ($page == 'indexnow') ? 'class="active"' : ''; ?> href="<?php echo
Wo_LoadAdminLinkSettings('indexnow'); ?>" data-ajax="?path=indexnow">IndexNow</a></li>
1430             <?php } ?>
1431             <?php if ($is_admin || ($is_moderoter && $wo['user']['permission']['manage-invitation-keys'] == 1)) { ?>
1432                 <li>
1433                     <a <?php echo ($page == 'manage-invitation-keys') ? 'class="active"' : ''; ?> href="<?php echo
Wo_LoadAdminLinkSettings('manage-invitation-keys'); ?>" data-ajax="?path=manage-invitation-keys">Invitation Codes</a>
1434                 </li>
1435             <?php } ?>

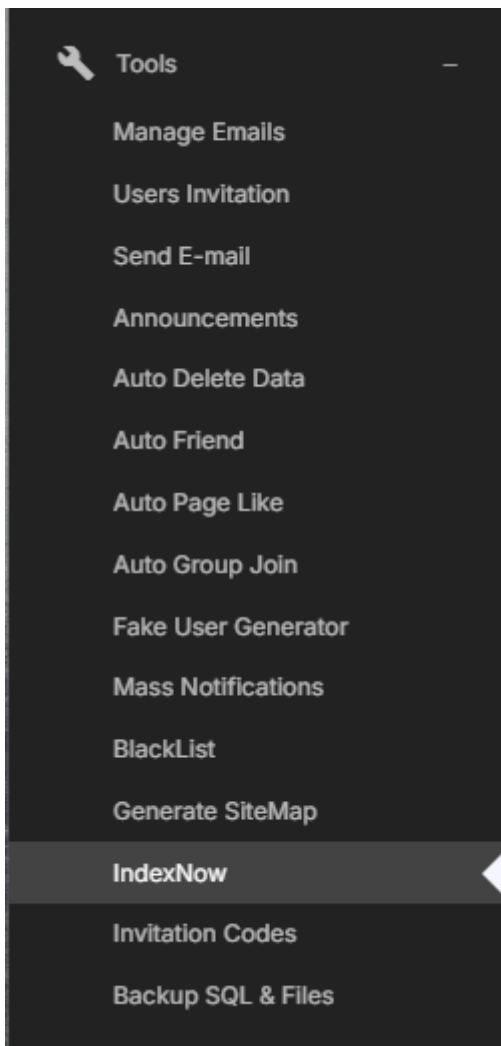
```

After this line

Step 4:Find your setting page

Visit yoursite.com/admin-cp/indexnow to add your key

You will find it under the generate sitemap menu



Step 5: Generate your key


Visit <https://www.bing.com/indexnow/getstarted> and scroll all the way down to generate a key. (See the picture)

1 Generate API Key

An API key is needed to match the ownership of the domain with submitted URLs.

`b6e8f7c178cb47a9a93516a18af3026e`



 Generate

3 Submit URLs

Submit individual or bulk URLs with your key location as your URL parameter: [Send one URL via an HTTP request](#)

Submitting a set of URL via an HTTP request

2 Host your API key

Host your UTF-8 key file at the root of your website:

<https://www.example.com/b6e8f7c178cb47a9a93516a18af3026e.txt> with the key `b6e8f7c178cb47a9a93516a18af3026e` in the content of the text file.

Once generate, add it in you admin-cp settings and save. (See the picture)

Tools

Manage Emails

Users Invitation

Send E-mail

Announcements

Auto Delete Data

Auto Friend

Auto Page Like

Auto Group Join

Fake User Generator

Mass Notifications

BlackList

Generate SiteMap

IndexNow

IndexNow Setting

Home > Tools > IndexNow

Add IndexNow Key

Rapid notification of content updates, deletions, and new posts, making sure search engines are aware of changes as soon as they happen.

Enter IndexNow API Key:

Save Key

Once you Generate a sitemap you will find the submit button next to it.

Generate SiteMap

Home > Tools > Generate SiteMap

Update SiteMap

https://community.scriptstribе.com/sitemap.xml

Updating*

SiteMap updating rate. Default (daily)

Note: This may take up to 10 minutes.

Generate

This button will notify bing about your newly generated sitemap.

Run IndexNow Notification

IndexNow notification completed successfully.

That is all, if you like the addon leave me a review, join the support forum ask and give help to wowonder users at <https://community.scriptstribе.com/forum/>



